


Sample Collected: 04/06/2025; Sample Received: 04/09/2025; Report Created: 04/14/2025
Initial Sample Weight (g): 14
Sampling: ; Environment:

Ice Cream Cake Flower

Plant, Flower - Cured



Safety

Pass Pesticides	Pass Microbials	Not Tested Mycotoxins
Not Tested Solvents	Pass Metals	Pass Foreign Matter

Potency (HPLC; GL-MSOP-01)




Date Tested: 04/10/2025

<div>28.05%</div> <div>Total THC</div>	<div>0.15%</div> <div>Total CBD</div>	<div>12.8%</div> <div>Pass</div> <div>Date Tested: 04/09/2025</div> <div>Moisture</div>	
Analyte	LOQ	Result	Result
	%	%	mg/g
THCa	0.01	31.25	312.5
Δ9-THC	0.01	0.22	2.2
Δ8-THC	0.00	ND	ND
THCVa	0.00	ND	ND
THCV	0.00	ND	ND
CBDa	0.01	ND	ND
CBD	0.01	0.15	1.5
CBDV	0.00	ND	ND
CBN	0.01	0.58	5.8
CBGa	0.00	ND	ND
CBG	0.00	ND	ND
CBC	0.00		
Total		28.52	285.21

Total THC = THCa * 0.877 + Δ9-THC; Total CBD = CBDa * 0.877 + CBD; THCVa=NT;
Results are being calculated on a dry-weight basis. Potency method: (HPLC; GL-MSOP-01); Moisture Content method (GL-MSOP-09; Water Activity method (GL-MSOP-10); Foreign Material method (Microscope; GL-MSOP-06)

Terpenes (GC-MS; GL-MSOP-03)


Date Tested: 04/09/2025

 Cinnamon	 Orange	 Lavender	
Analyte	LOQ	Result	Result
	PPM	PPM	%
β-Caryophyllene	50.00	4460.97	0.45
Limonene	50.00	3945.90	0.39
Linalool	50.00	3668.69	0.37
β-Myrcene	50.00	2813.03	0.28
α-Humulene	50.00	1924.32	0.19
β-Pinene	50.00	1100.68	0.11
α-Pinene	50.00	638.92	0.06
Caryophyllene Oxide	50.00	348.72	0.03
Camphene	50.00	257.57	0.03
α-Bisabolol	50.00	221.55	0.02
α-Terpinene	50.00	<50.00	<0.01
cis-OCimene	500.00	<500.00	<0.05
δ-3-Carene	50.00	<50.00	<0.01
Eucalyptol	50.00	<50.00	<0.01
γ-Terpinene	50.00	<50.00	<0.01
Geraniol	500.00	<500.00	<0.05
Guaial	50.00	<50.00	<0.01
Isopulegol	50.00	<50.00	<0.01
Nerolidol	1000.00	<1000.00	<0.10
p-Cymene	50.00	<50.00	<0.01
Terpinolene	50.00	<50.00	<0.01
trans-OCimene	500.00	<500.00	<0.05
Total		19380.36	1.94

Notes:

610 Dewey Ave,
Poteau, OK
(918) 564-2760
<https://greenleaf-labs.com/>
Lic# LAAA-MP4O-T1EE


PJLA
Testing
Accreditation No.: 108195


Roulette Massey
Laboratory Director

Confident LIMS
All Rights Reserved
coa.support@confidentlims.com
(866) 506-5866
www.confidentlims.com



NT = Not Tested, ND = Not Detected. LOD (limit of detection) and LOQ (limit of quantification) are parameters employed to express the lowest concentration of an analyte that can be reliably detected and quantified by an analytical procedure. Results do not use uncertainty to determine pass/fail. This report shall not be reproduced, except in full, without the written consent of Green Leaf Labs.

Sample Collected: 04/06/2025; Sample Received: 04/09/2025; Report Created: 04/14/2025
Initial Sample Weight (g): 14
Sampling: ; Environment:

Ice Cream Cake Flower

Plant, Flower - Cured

Pesticides (LC-MS/MS; GL-MSOP-04)

Pass

Date Tested: 04/09/2025

Analyte	LOQ	Limit	Result	Status
	PPM	PPM	PPM	
Abamectin	0.100	0.500	ND	Pass
Azoxystrobin	0.100	0.200	ND	Pass
Bifenazate	0.093	0.200	ND	Pass
cis-Permethrin	0.058		ND	Tested
Etoazole	0.100	0.200	ND	Pass
Imazalil	0.100	0.200	ND	Pass
Imidacloprid	0.100	0.400	ND	Pass
Malathion	0.100	0.200	ND	Pass
Myclobutanil	0.100	0.200	ND	Pass
Permethrins	0.004	0.200	ND	Pass
Spinosad	0.100	0.200	ND	Pass
Spinosyn A	0.100		ND	Tested
Spinosyn D	0.100		ND	Tested
Spiromesifen	0.100	0.200	ND	Pass
Spirotetramat	0.100	0.200	ND	Pass
Tebuconazole	0.100	0.400	ND	Pass
Trans Permethrin	0.100		ND	Tested

Microbiology (qPCR; GL-MSOP-08)

Pass

Date Tested: 04/14/2025

Analyte	Limit	LOQ	Result	Status
	CFU/g	CFU/g	CFU/g	
Aspergillus flavus	1		ND	Pass
Aspergillus fumigatus	1		ND	Pass
Aspergillus niger	1		ND	Pass
Aspergillus terreus	1		ND	Pass
Salmonella	1		ND	Pass
Shiga Toxin E. Coli	1		ND	Pass
Yeast & Mold	10000		1110	Pass

Microbiology method (qPCR: GL-MSOP-11 and GL-MSOP-13) Sample Weight(g): 1.0186

Solvents (GC-MS; GL-MSOP-02)

Not Tested

Date Tested:

Analyte	LOQ	Limit	Result	Status
---------	-----	-------	--------	--------

Heavy Metals (ICP-MS; GL-MSOP-07)

Pass

Date Tested: 04/09/2025

Analyte	LOQ	Limit	Result	Status
	PPB	PPB	PPB	
Arsenic	20	200	ND	Pass
Cadmium	20	200	ND	Pass
Lead	20	500	32	Pass
Mercury	20	100	ND	Pass

Heavy Metals method (ICP-MS; GL-MSOP-07)

Mycotoxins (LC-MS/MS; GL-MSOP-05)

Not Tested

Date Tested:

Analyte	LOQ	Limit	Result	Status
---------	-----	-------	--------	--------



Certificate of Analysis

Powered by Confident LIMS
3 of 3

Sample Collected: 04/06/2025; Sample Received: 04/09/2025; Report Created: 04/14/2025
Initial Sample Weight (g): 14
Sampling: ; Environment:

Ice Cream Cake Flower
Plant, Flower - Cured

Water Activity


Pass

Date Tested: 04/09/2025

0.44 aw
0.65 Limit
Water Activity

610 Dewey Ave,
Poteau, OK
(918) 564-2760
<https://greenleaf-labs.com/>
Lic# LAAA-MP4O-T1EE




Roulette Massey
Laboratory Director

Confident LIMS
All Rights Reserved
coa.support@confidentlims.com
(866) 506-5866
www.confidentlims.com



NT = Not Tested, ND = Not Detected. LOD (limit of detection) and LOQ (limit of quantification) are parameters employed to express the lowest concentration of an analyte that can be reliably detected and quantified by an analytical procedure. Results do not use uncertainty to determine pass/fail. This report shall not be reproduced, except in full, without the written consent of Green Leaf Labs.